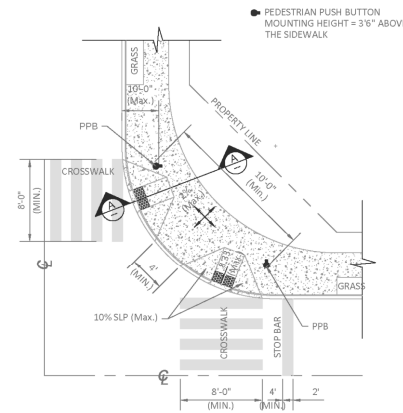
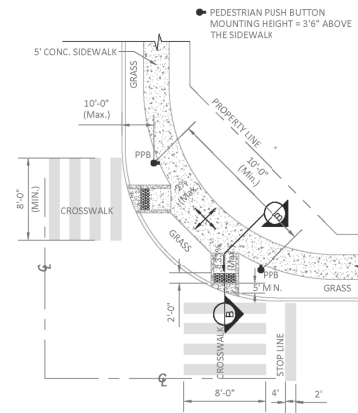


**CURB RAMP
TYPE "A"**

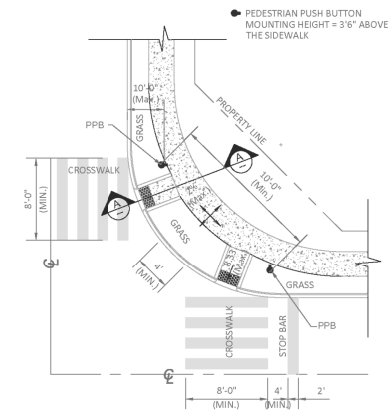


**CURB RAMP
TYPE "A-1"**

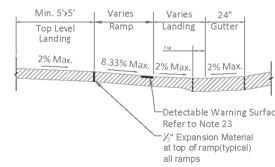


**CURB RAMP
TYPE "B"**

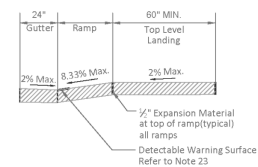
See Detail 1 & 2



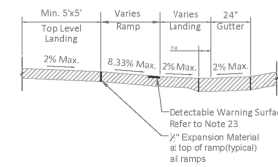
**CURB RAMP
TYPE "B-1"**



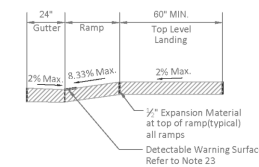
SECTION B-B



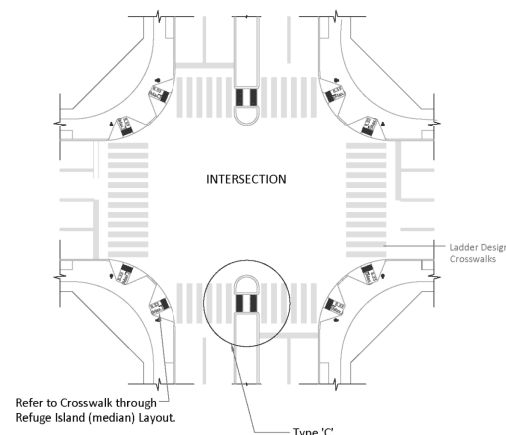
SECTION A-A



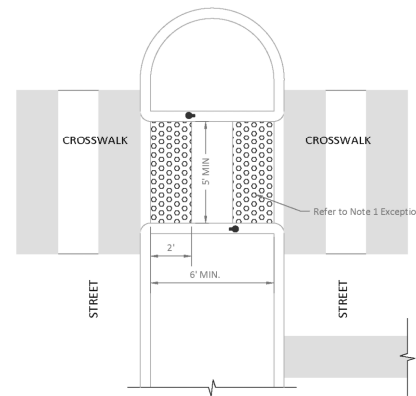
SECTION B-B



SECTION A-A

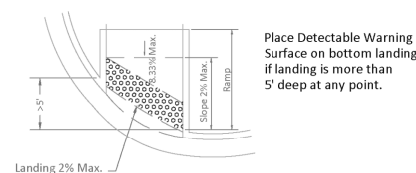


**INTERSECTION WITH
REFUGE ISLANDS LAYOUT**

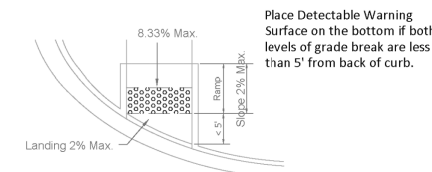


**STANDARD CROSSWALK THROUGH
REFUGE ISLAND (MEDIAN) LAYOUT
TYPE "C"**

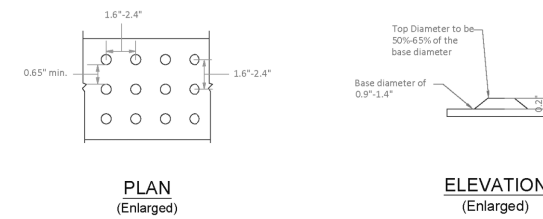
NOTE 1: Exception
Detectable Warning Surface shall not be required on cut through islands where the crossing is controlled by timed signals and is timed for full crossing.



DETAIL 1

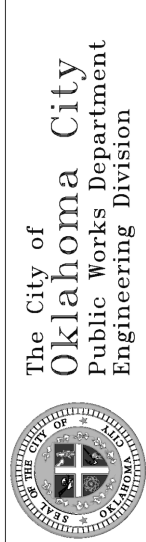


DETAIL 2



**DETECTABLE WARNING SURFACE
PATTERN LAYOUT**

- Detectable Warning Surface Specifications:**
- Must provide a Visual Contrast.
 - Raised Tactile surfaces used for way finding.
 - Detectable Warning Surface shall be installed in a manner such that the domes are parallel to the direction of pedestrian travel.
 - Install the Detectable Warning Surface beginning at back of curb.



APPROVED BY: DATE: 10.14.14
ERIC J. WENGER, P.E.
CITY ENGINEER
DRAWN: VSC
DATE:

ADA CURB RAMP DETAILS

Drawing Number
D-700
A

DESIGN	KBA	MMPC	OKLAHOMA CITY BOULEVARD	OKLAHOMA CO.
DRAWN	ISFM	RWH	OKLAHOMA DEPARTMENT OF TRANSPORTATION	
CHECKED	KBA		OKLAHOMA CITY STANDARD D-700A	
APPROVED			STATE JOB NO. 17428(88) SHEET NO. D1	
SQUAD	MacArthur			